

# PROFESSIONAL WOODCARE FOR FLOORING

Urethane, oil, cleaning &  
maintenance for commercial,  
residential & sport



## JUNCKERS

Walking on Danish design

[JUNCKERSHARDWOOD.COM](http://JUNCKERSHARDWOOD.COM)



# W A L K I N G O N D A N I S H D E S I G N

## WHY JUNCKERS

By choosing Junckers Wood Care you receive not only a product perfectly suited for surface treatment and protection of wooden floors, you are also drawing upon the expertise we have gained from our manufacture of solid hardwood floors since the 1930's.

The production of Junckers urethanes began in the 1950's and continues today at our main manufacturing plant in Denmark. Our range of urethanes and oils has always been developed by our own technical and research teams using the best and most up to date materials and technology.

**TOTAL SOLUTIONS,  
ALWAYS  
ACCOMPANIED BY  
PROFESSIONAL  
TECHNICAL SUPPORT**

Junckers Wood Care range includes a fully integrated range of products for regular maintenance, refurbishment or surface treatment of brand new wooden floors, meaning that we provide a 100% solution regardless of project type.

We produce Wood Care products specially developed for residential, commercial and sports areas.

All our products are designed to help maintain a healthy indoor climate, be kind to the environment and to complement timber as a natural raw material. This means that our customer will get the full environmental and health benefits which hardwood floors offer.

# CONTENTS

- 4** FILLER AND PRIMING PRODUCTS
- 6** FLOOR URETHANE FOR COMMERCIAL AND RESIDENTIAL USE
- 8** SPORT AND DANCE  
- FLOOR UETHANE & MAINTENANCE PRODUCTS
- 10** OIL AND HARDWAX OIL
- 12** CLEANING AND MAINTENANCE PRODUCTS  
ACCESSORIES
- 14** GENERAL INFORMATION  
- CLEANING AND MAINTENANCE

During manufacture of Junckers Wood Care Solutions we use stringent quality control throughout. Our policy never to compromise on the quality of materials means that customers will always get the most durable and beautiful finish possible and contractors can be confident that they will be giving their customers the best possible result.

Finally, with Junckers as a professional partner you are sure to receive the correct technical support before, during and after a project. Junckers professional technical team together with our trained sales staff are always ready to assist you and help to ensure the successful completion of your project.

# FILLER & PRIMING

Junckers filler and priming products form the basis for creating the most durable surface for a wooden floor. The products are always used in combination with a Junckers top-seal as part of our complete urethane systems.



FILLER

	JUNCKERS PREFILL	JUNCKERS BASEFILL
<b>i</b> DESCRIPTION	<p>A water-based acrylic filler base for filling gaps Mixed with sanding dust from the sanded floor. It is used for filling small gaps in floors.</p> <p>PreFill is quick drying and is to be used in combination with Junckers water-based priming and floor-finishing products.</p> <p>PreFill is the ultimate water-based solution for floors made of wood species sensitive to changes in humidity.</p>	<p>A quick-drying solvent-based filler for filling larger gaps Mixed with sanding dust from the sanded floor. It is used for filling gaps up to 2mm wide.</p> <p>BaseFill is used in combination with Junckers solvent-based or water-based lacquers, and is suitable for most sanded and untreated parquet floors, including most exotic wood floors.</p>
<b>e</b> APPEARANCE	Creamy/milky. When mixed with sanding dust it dries to the same colour as the wood.	Colourless. When mixed with sanding dust it dries to the same colour as the wood.
<b>🔪</b> COVERAGE	5-20 m <sup>2</sup> /litre depending on the condition of the floor.	10 m <sup>2</sup> /litre.
<b>📦</b> PACKAGE SIZE	5 litres.	5 and 10 litres.
<b>L</b> DRYING TIME*	45-90 minutes.	Approx. 15 minutes.
<b>🔪</b> APPLICATION	Broad full-edged spatula stainless steel.	Broad full-edged spatula stainless steel.



\*at 20°C and 50% RH

PRIMING



	JUNCKERS PRELAK CLEAR / WHITE	JUNCKERS BASEPRIME	JUNCKERS PROSEAL
--	-------------------------------	--------------------	------------------

<p><b>i</b> DESCRIPTION</p>	<p>One-component water-based primer Minimises side-bonding for all wooden floors.</p> <p>PreLak dries quickly and is easy to sand.</p> <p>PreLak can be used with Junckers 1-pack and 2-pack water based finishes.</p>	<p>An oil-based very fast curing primer For wooden floors where water-based primers cannot be use due to poor adhesion, for example exotic and oily timbers.</p> <p>BasePrime gives the floor more depth of colour and should only be used directly on to bare wood.</p>	<p>Urethane oil-based primer for use with Junckers water-based HP urethane With ProSeal you can achieve a very rich and warm colour to the timber but avoiding the use of products which contain high levels of solvent. Overcoat with Junckers water-based HP Commercial or HP Sport urethane.</p> <p>ProSeal will produce a colour very close to that of the Junckers factoryfinished boards.</p>
<p><b>e</b> APPEARANCE</p>	<p>PreLak Clear: Creamy/milky. Dries up to a clear finish. PreLak White: Creamy/milky. Dries up to a transparent white finish.</p>	<p>Clear finish.</p>	<p>Gives depth of colour to hardwood.</p>
<p><b>u</b> COVERAGE</p>	<p>PreLak Clear : 8 m<sup>2</sup>/litre. PreLak White: 10 m<sup>2</sup>/litre.</p>	<p>10 m<sup>2</sup>/litre.</p>	<p>10 m<sup>2</sup>/litre.</p>
<p><b>l</b> PACKAGE SIZE</p>	<p>2½, 5 and 10 litres.</p>	<p>5 and 10 litres.</p>	<p>5 litres.</p>
<p><b>L</b> DRYING TIME*</p>	<p>PreLak Clear: Approx. 1-2 hours. PreLak White: Approx. 4 hours.</p>	<p>Approx. 30 minutes.</p>	<p>Approx. 16 hours.</p>
<p><b>u</b> APPLICATION</p>	<p>Short hair roller.</p>	<p>Brush or short-pile varnishing roller.</p>	<p>Brush, roller, air/airless spray.</p>

# FLOOR URETHANE FOR

## FOR COMMERCIAL & RESIDENTIAL USE

Junckers offers a wide range of floor urethanes which have been specifically developed for residential and commercial use. The choice of product depends on expected levels of foot traffic. The wide choice of sheen levels makes it possible to obtain a finish which exactly suits your individual interior space. When lacquering floors which have been sanded to bare wood, use one of Junckers primers prior to applying the top coats of urethane. This will help to prevent any gluing effect between the floor boards.

### ONE-COMPONENT WATER-BASED FLOOR URETHANES



#### JUNCKERS PROFINISH

#### JUNCKERS STRONG

<p><b>i</b> DESCRIPTION</p>	<p>One-component water-based co polymer poly-urethane/acrylic urethane</p> <p>Fast drying and curing urethane for normal everyday residential use. ProFinish is very easy to apply and non yellowing.</p> <p>If you require a very high traffic residential urethane we suggest using Strong Premium</p>	<p>One-component water-based, hard-wearing urethane</p> <p>Low odour 100% polyurethane urethane for wooden floors in heavy traffic residential areas and lighter traffic commercial floors.</p> <p>Offers the ease of use of a one component product with excellent leveling and flow characteristics.</p> <p>The product is ideal for use on previously sealed and untreated floors.</p>
<p><b>e</b> APPEARANCE</p>	<p>Creamy/milky in container. Colourless film when dry.</p>	<p>Creamy/milky in the container. Colourless film when dry.</p>
<p><b>g</b> GLOSS LEVEL</p>	<p>(10) Ultra Matt (20) Matt (50) Silk Matt (80) Gloss (only in 5 litre)</p>	<p>(10) Ultra Matt (only in 5 litres) (20) Matt (50) Silk Matt (80) Gloss (only in 5 litres)</p>
<p><b>c</b> COVERAGE</p>	<p>10-12 m<sup>2</sup>/litre.</p>	<p>10-12 m<sup>2</sup>/litre.</p>
<p><b>p</b> PACKAGE SIZE</p>	<p>5 and 10 litres.</p>	<p>2½, 5 and 10 litres.</p>
<p><b>L</b> DRYING TIME*</p>	<p>4 hours. Fully cured after 72 hours. <b>Important!</b> Apply maximum 2 coats per day.</p>	<p>4 hours. Fully cured after 3 days. <b>Important!</b> Apply maximum 2 coats per day.</p>
<p><b>u</b> APPLICATION</p>	<p>Brush, short haired mohair roller, air/airless spray.</p>	<p>Brush, short hair mohair roller, air/airless spray.</p>

\*at 20°C and 50% RH

## ADDED DURABILITY WITH TWO-COMPONENT LACQUERS

Junckers two-component lacquers are particularly well-suited for high traffic areas. Our HP range sets the standard for just how durable water based lacquers can be, and the fast drying time of the product makes it a perfect choice when time is all important. Junckers range of HP floor lacquers sets the standard in today's market, achieving the highest degree of wear resistance, and superior levelling properties over all other similar two-component water based products on the market.



	JUNCKERS PROTECH	JUNCKERS PROFESSIONAL 625	JUNCKERS HP COMMERCIAL	JUNCKERS HP FRICTION+
	ONE-COMPONENT SOLVENT-BASED URETHANES	TWO-COMPONENT SOLVENT-BASED FLOOR URETHANES	TWO-COMPONENT WATER-BASED FLOOR URETHANES	TWO-COMPONENT WATER-BASED FLOOR URETHANES
	<p>ProTech is a product designed for professional use. Provides a tough and hard wearing finish for machine sanded or untreated wooden floors.</p> <p>Compared to other oil based products ProTech is easy and pleasant to use due to its low odour. ProTech highlights the warmer and richer colours in the wood, similar to Oil, but with the benefits of a urethane finish.</p>	<p>Professional 625 is a solvent based quick-drying very high chemical resistance 2-component hard-wearing urethane.</p> <p>For professional use on wooden floors in high traffic commercial, and residential areas.</p> <p>The product can be used on untreated wooden or previously sanded floors to obtain a deep colour urethaned finish.</p> <p>Compared to similar products Junckers Professional 625 contains solvents with less odour.</p>	<p>Premium quality two-component non yellowing water-based 100% polyurethane urethane</p> <p>It is for use in very high traffic areas and is exceptionally durable and scuff resistant. It is non-yellowing, very fast curing and ready for use the following day.</p> <p>HP Commercial lacquer must be mixed with HP Commercial Hardener before use.</p>	<p>A slip resistant two-component non yellowing water based 100% polyurethane urethane, based upon our HP Commercial urethane</p> <p>Fast curing and ideal for use in high traffic areas where slip resistance is important, eg. restaurants and bars. HP Friction+ urethane must be used as the final coat only.</p> <p>HP Friction+ urethane must be mixed with Junckers HP Friction+ Hardener before use.</p> <p>Tested to BS7976-2:2002.</p>
	Colourless film when dry.	Colourless film when dry.	Creamy/milky in container. Colourless film when dry.	Creamy/milky in container. Colourless film when dry.
	(20) Matt (50) Silk Matt (80) Gloss (Only in 5, 10 and 25 Litre)	(20) Matt (50) Silk Matt (80) Gloss	(10) Ultra Matt (20) Matt (50) Silk Matt (80) Gloss	(10) Ultra Matt
	8-10 m <sup>2</sup> /litre.	10 m <sup>2</sup> / litre	10-12 m <sup>2</sup> /litre.	10-12 m <sup>2</sup> /litre.
	2½, 5, and 10 litres.	1.04 (1 + 0.04), 5.2 (5 + 0.2) and 10,4 (10 + 0.4) litres	4.95 litres. (4½ litres and 0.45 litres)	4.95 litres. (4½ litres and 0.45 litres)
	Approx. 6-8 hours. Light traffic: 24 hours. Maximum hardness achieved after one week.	Recoating: 1½ hours. Light traffic: 24 hours. Fully cured after 3 days,	Touch dry/recoating: Approx. 3 hours. Ready for light traffic: 8 hours. Fully cured after 3 days.	Touch dry/recoating: Approx. 3 hours. Ready for light traffic: 8 hours. Fully cured after 3 days.
	Brush, mohair roller, air/airless spray.	Brush, mohair roller, air/airless spray.	Brush, short haired mohair roller, air/airless spray.	Brush, short haired mohair roller, air/airless spray.

# URETHANE & MAINTENANCE

## FOR SPORTS FLOORS







Junckers two-component HP Sport urethane is unequalled in quality and performance and is used on sports floors all over the world including Olympic and Commonwealth Games venues. It is very hard wearing and highly resistant to abrasion and scuffs. Along with our HP SportsLine paint the Junckers HP Sport range provides a complete system for refurbishment and maintenance of sports floors.


URETHANE FOR  
SPORTS FLOORS



### JUNCKERS HP SPORT

### JUNCKERS HP SPORTSLINE

 DESCRIPTION	<p>HP Sport is our premium quality two-component water-based 100% polyurethane urethane</p> <p>For very high traffic sports floors. HP Sport is non-yellowing, extremely durable and scuff resistant, and very fast curing, so the floor is ready for use the next day.</p> <p>HP Sport complies with the friction requirements of EN 14904 for multi-purpose sports floors. Junckers HP Sport urethane must be mixed with Junckers HP Sport Hardener before use.</p>	<p>A water based two-component line marking paint</p> <p>For painting court markings and other areas in gymnasiums and sports halls. The product is recommended for use on floors coated with Junckers HP Sport and on Junckers prefinished urethaned floors.</p>
 APPEARANCE	Creamy/milky in container. Colourless film when dry.	White, yellow, red, blue, green, black.
 GLOSS LEVEL/ COLOURS	(10) Ultra Matt (20) Matt (50) Silk Matt	-
 COVERAGE	10-12 m <sup>2</sup> /litre.	6-8 m <sup>2</sup> /litre.
 PACKAGE SIZE	4.95 litres (4½ litres + 0.45 litres)	0,72 litres (0.65 + 0.065 litres) 2,2 litres (2 + 0.2 litres)
 DRYING TIME*	Touch dry/recoating: approx. 3 hours. Ready for light traffic: 8 hours. Fully cured after 3 days.	Recoating: 24 hours. Ready for light traffic: 8 hours. Fully cured after 3 days.
 APPLICATION	Brush, short haired roller, air/air-less spray.	Brush, short haired mohair roller or applicator.





## JUNCKERS HP SPORTSLINE - LINE MARKING PAINT

Approved according to EN 14904.

After installation the sports floor only needs line markings and for this Junckers HP SportsLine is the perfect solution. Junckers water-based line marking paint is available in white, red, green, blue, yellow and black. Colours may be mixed to provide more colours.








MAINTENANCE FOR  
SPORTS FLOORS



### JUNCKERS SYLVASPORT CLEANER

### JUNCKERS SYLVADISSOLVER H<sup>2</sup>O

### JUNCKERS SPORTS REFRESHER

	JUNCKERS SYLVASPORT CLEANER	JUNCKERS SYLVADISSOLVER H <sup>2</sup> O	JUNCKERS SPORTS REFRESHER
 DESCRIPTION	<p>A universal cleaner for urethaned hardwood sports floors</p> <p>SylvaSport Cleaner does not leave a surface residue and is therefore ideal for regular use. To neutralize SylvaSport Cleaner and maintain slip resistance, use SylvaNeutralizer. Use a scrubber-dryer machine or apply by hand.</p>	<p>Cleaner for removal of resin from urethaned wooden sports floors</p> <p>The product is used to soften handball resin before regular cleaning.</p>	<p>Water based maintenance product</p> <p>For indoor wooden sports floors sealed with Junckers HP Sports urethane. Revives a dull looking surface, hides minor scratches and protects the floor. Friction and resistance to wear properties are tested and approved according to the European Sports standard EN 14904. Sports Refresher is especially formulated to allow it to be over coated with Junckers HP Sport urethane.</p>
 MIXING PROPORTIONS	50-200 ml to 10 litres of water	1 to 20 parts of water. Very dirty floors 1 to 10 parts of water.	-
 COVERAGE	-	-	20-25 m <sup>2</sup> per Liter.
 PH-VALUE/ GLOSS LEVEL	Diluted: Approx. 6-8. Undiluted: Approx. 8.5	Undiluted: Approx. 11. Diluted: Approx. 8.	Silk-matt.
 PACKAGE SIZE	5 litres.	5 and 10 litres.	5 litres.
 DRYING TIME*	-	-	Approx. 1-2 hours. Ready for light traffic after 3 hours. Apply only 2 coats per day. Fully cured after 72 hours.
 APPLICATION	Well wrung cloth or mop.	By sponge, cloth or mop. Cloth and atomizer or scrubber dryer machine	Flat floor mop.

URETHANE & MAINTENANCE

# OIL & HARDWAX OIL

Junckers Oils and Hardwax Oil add a beautiful deep sheen and superior wear resistance to the floor. Choose either a clear oil, which emphasizes the natural character of the wood, or one of our range of coloured oils, which allow you to create a unique look to your room or interior. If you like the appearance of the oil, but want the advantages of a urethaned surface too, then you can combine Junckers HP Oil or Rustic Oil Colour with HP Commercial urethane. Junckers Oils are for interior use only.

## OIL AND HARDWAX OIL



	JUNCKERS RUSTIC OIL CLEAR	JUNCKERS RUSTIC SOLID 100	JUNCKERS PROFESSIONAL HARDWAX OIL
<b>i</b> DESCRIPTION	<p>Priming and finishing oil for untreated wooden floors and table-/worktops</p> <p>Rustic Oil Clear can be used in combination with Rustic Oil Colour.</p>	<p>An indoor oil product for untreated/sanded wooden floors and table-/worktops</p> <p>The oil is practically free from organic solvents.</p>	<p>An incredibly durable and fast drying product for use on newly sanded floors</p> <p>Hardwax Oil gives the floor a deep lustre and rich colour and is perfect for residential or commercial areas. It is also ideal for use in locations where minimum closure time is important. The product can be used for both priming and for final polishing coats.</p> <p>An additional coat may be required on porous timbers.</p> <p>Note: Hardwax Oil cannot be overcoated with water-based urethanes.</p>
<b>👁</b> APPEARANCE	Clear – gives the wood a deep, warm glow.	Gives the wood a deep, warm glow.	Matt to Ultra matt.
<b>📄</b> COVERAGE	10-50 m <sup>2</sup> /litre depending on wood structure and absorption.	Absorbing wood species: approx. 7.5 m <sup>2</sup> per litre. Less absorbing wood species: approx. 15 m <sup>2</sup> per litre.	20-30 m <sup>2</sup> /litre.
<b>🗑</b> PACKAGE SIZE	¾, 2½, 5, 10, 25 and 200 litres.	2½, 5 and 10 litres.	5 litres.
<b>L</b> DRYING TIME*	16-24 hours before applying the finishing coat. Ready for use 24 hours after the finishing coat. Fully cured after 3 days.	Minimum 16 hours. Ready for use 24 hours after the finishing treatment. Fully cured after 3 days.	Dry to touch at least 4 hours. Recoating approx. 6 hours. Buffing approx. 16 hours. Fully cured after 6 days.
<b>🔧</b> APPLICATION	Cloth, brush, roller, lambswool applicator or spray in combination with a nylon scouring pad for all types of surfaces.	Shorthaired roller in a medium thick layer.	Roller, brush or stainless steel spatula.

\*at 20°C and 50% RH




# JUNCKERS RUSTIC OIL COLOUR

With Rustic Oil Colour, you can keep and highlight the natural glow, or you can give a whole new look and an exciting atmosphere with the impressive range of beautiful colours.



OIL

## JUNCKERS RUSTIC OIL COLOUR

 DESCRIPTION	Rustic Oil Colour is an indoor priming and finishing oil product for untreated wooden floors and table-/worktops.  Rustic Oil Colour can be used in combination with Rustic Oil Clear.
 APPEARANCE	Coloured liquid that dries to a transparent coloured surface.
 COVERAGE	10-50 m <sup>2</sup> depending on wood structure and absorption.
 PACKAGE SIZE	0.375 and 2.5 litre. White and black also 0,75 and 5 litre. Cherry also 0,75 litre.
 DRYING TIME*	16-24 hours before applying the finishing oil. Ready for use 24 hours after the finishing treatment. Fully cured after 3 days.
 APPLICATION	Cloth, brush, roller or lambswool applicator in combination with a nylon scouring pad for all types of surfaces.



NORDIC



WHITE



CLEAR



WALNUT



MAHOGANY




CHERRY



DARKCOCO



ANTRACIT



BLACK



DRIFTWOOD GREY

# CLEANING & MAINTENANCE

## CLEANING

### JUNCKERS SYLVACLEANER

### JUNCKERS SYLVANEUTRALIZER



#### DESCRIPTION

SylvaCleaner is a universal cleaning product for daily or periodic cleaning of urethaned and oiled wood floors.

SylvaCleaner has been developed to dissolve surface dirt and to dry quickly.

SylvaCleaner does not leave a film or residue on the floor.

Junckers SylvaNeutralizer is used for cleaning wood floor surfaces before maintaining with urethane or oil.

SylvaNeutralizer dries quickly and neutralises the surface after cleaning with SylvaCleaner. It is not necessary to clean the floor afterwards with water.



#### APPEARANCE

Colourless.

Colourless.



#### PH-VALUE

Diluted: Approx. 6-8  
Undiluted: Approx. 8.5

Diluted: 3  
Undiluted: 2



#### MIXING PROPORTIONS

50–200 ml per 10 litres of water.

200 ml per 10 litres of water.



#### PACKAGE SIZE

1, 2½ and 5 litres.

1 litre.



#### DRYING TIME\*

Approx. 5 minutes.

Approx. 5 minutes.



#### APPLICATION

Well wrung out cloth or mop.

Well wrung out cloth or mop.

\*at 20°C and 50% RH

MAINTENANCE



**JUNCKERS  
REFRESHER**

**JUNCKERS  
RUSTIC TOP OIL**



**DESCRIPTION**

A water based maintenance product for indoor wooden floors sealed with one of Junckers water or oil based urethanes.

Suited for domestic and commercial areas.

Revives a dull looking surface, hides minor scratches and protects the floor.

A surface maintainer for use on floors which have been treated with Junckers Rustic Oil.

TopOil is easy to apply and fast drying so the floor is ready for use after 30 to 60 minutes.

TopOil protects the surface, restores a uniform sheen to the floor and reduces the effects of scratches and abrasions.



**APPEARANCE**

Creamy/milky in the container. Colourless film when dry.

Dries to colourless ultra matt appearance.



**GLOSS LEVEL**

Silk Matt

Ultra Matt



**COVERAGE**

20-25 m<sup>2</sup> per litre.

30-50 m<sup>2</sup> per litre.



**PACKAGE SIZE**

2½ and 5 litres.

Black: 2.5 litres.  
Clear: 1, 2½ and 10 litres.



**DRYING TIME\***

Approx. 1-2 hours.  
Ready for light traffic after 3 hours.  
Fully cured after 3 days.

Ready for light traffic after 30-60 minutes.  
Fully cured after 24 hours.



**APPLICATION**

Flat floor mop.

Flat floor mop or cotton cloth.


ACCESSORIES



Junckers Multi 25 roller  
10 pcs. per box



Junckers Aqua 25 roller  
10 pcs. per box



Junckers roller frame  
10 pcs. per box

Junckers Telescopic  
roller pole

# GENERAL INFORMATION - CLEANING & MAINTENANCE

## URETHANED FLOORS

Junckers prefinished urethaned floors have a very hard-wearing factory applied polyurethane urethane surface, and normally require no treatment prior to use. The life span of a urethaned floor largely depends on proper cleaning and maintenance. In some high traffic commercial areas and/or those subject to spillage, consideration should be given to a further coat of Junckers urethane to give extra protection to the floor.

### **CLEANING & MAINTENANCE - DAILY/WEEKLY**

Vacuum and/or sweep the floor to remove surface dust and grit. Clean the floor with a mild solution of Junckers SylvaCleaner. using a well wrung out cloth or a hand held sprayer and flat mop kit. For larger floors use a scrubber dryer machine using correct mix of SylvaCleaner. Newly urethaned floors should not be cleaned for at least 72 hours after urethaning.

#### **IMPORTANT!**

**Always use as little water as possible for cleaning. Use a well wrung out cloth or mop and remove excess water immediately. Wipe up any spillage of water as soon as possible to prevent the wood becoming damaged. An extra coat of seal can reduce the likelihood water damage.**

### **COMMERCIAL FLOOR MAINTENANCE**

Junckers recommends a 12-24 month inspection after installation of the floor to assess its condition and the likely maintenance requirements for the future. If the surface is very dull and worn then a coat of Junckers urethane or Refresher may be required to maintain protection of the floor. Junckers Refresher may also be used between periodic applications of urethane to maintain the appearance of the floor.

The floor should first be cleaned with Junckers SylvaCleaner, then abraded. After removing the dust the floor must be resealed with the appropriate Junckers product. Note that abrading and cleaning are crucial to allow the new coatings to adhere properly.

For daily/weekly cleaning use Junckers SylvaCleaner in accordance with the instructions. Refresher may be used when the surface appears dull.

#### **IMPORTANT!**

**Floors previously treated with wax or polish must be machine- sanded before resealing.**

### **PERIODIC MAINTENANCE - DOMESTIC FLOORS**

Clean the floor using Junckers SylvaCleaner then apply a thin coat Junckers Refresher to the clean surface. The frequency of cleaning depends upon foot traffic levels.

### **FURTHER TECHNICAL INFORMATION**

See [junckershardwood.us](http://junckershardwood.us)

# OIL TREATED FLOORS

Junckers prefinished oiled floors have a factory applied finish, and are ready for use immediately after installation. If any minor scratches and scuffs have occurred during installation, follow the procedure described under "Spot Repair".

## CLEANING & MAINTENANCE - DAILY/WEEKLY

Vacuum or sweep the floor to remove surface dust and grit. Clean the floor when required with Junckers Sylvacleaner. Use a well wrung out cloth or a hand held sprayer in combination with a rotary polishing machine mounted with a soft (white) nylon pad. Alternatively a Rotowash machine may be used.

### IMPORTANT!

Always use as little water as possible for cleaning. Cloths or mops must be well wrung out, and any excess water on the floor removed immediately. Wipe up any spillage of water as soon as possible to prevent damage to the wood.

## LONGER TERM MAINTENANCE

1. Clean extremely dirty floors with a black nylon scrubbing pad slightly wetted with a solution of Junckers SylvaCleaner. Treat only 2-3 m<sup>2</sup> at a time and wipe up the dirty water immediately. Repeat if necessary until the floor is clean.
2. Apply a coat of Junckers Rustic Oil using a long handled brush or a spray. 1 litre covers approx. 50-100m<sup>2</sup>.
3. After approximately 5 minutes, apply more oil to any matt or dry-looking areas. Oil from wetter areas may be wiped onto drier looking parts of the floor.
4. After a maximum of 30 minutes of soaking time wipe away any surplus oil with a clean, dry cloth.
5. Buff the floor using a soft nylon pad wrapped with a clean cloth until the surface has a uniform sheen.
6. Leave the floor to dry for 16 to 24 hours before use.

## PERIODIC MAINTENANCE

1. Clean the floor thoroughly with Junckers SylvaNeutralizer and ensure the floor is allowed to dry completely. If the floor is very worn or dirty follow the routine under "Longer Term Maintenance".
2. Abrade the floor with a black nylon buffing pad or 150 grit mesh disc.
3. Apply a thin coat of Junckers Rustic TopOil on the surface, depending upon the range of oils used.
4. Leave the floor to dry.
5. Repeat the application of Junckers Rustic TopOil if the surface is still dull and patchy.

## SPOT REPAIR

Scratches: apply Junckers Rustic TopOil with a soft cloth.

Deep scratches: apply Junckers Rustic Oil as described under "Longer Term Maintenance", sections 2-4.

### VERY IMPORTANT!

Do not cover freshly oiled floors with plastic or other types of nonporous protection as this will prevent the oil from curing properly. Oiled floors which have been treated with wax or polish must be machine-sanded before treatment with Junckers Rustic Oil products.



# JUNCKERS

Walking on Danish design